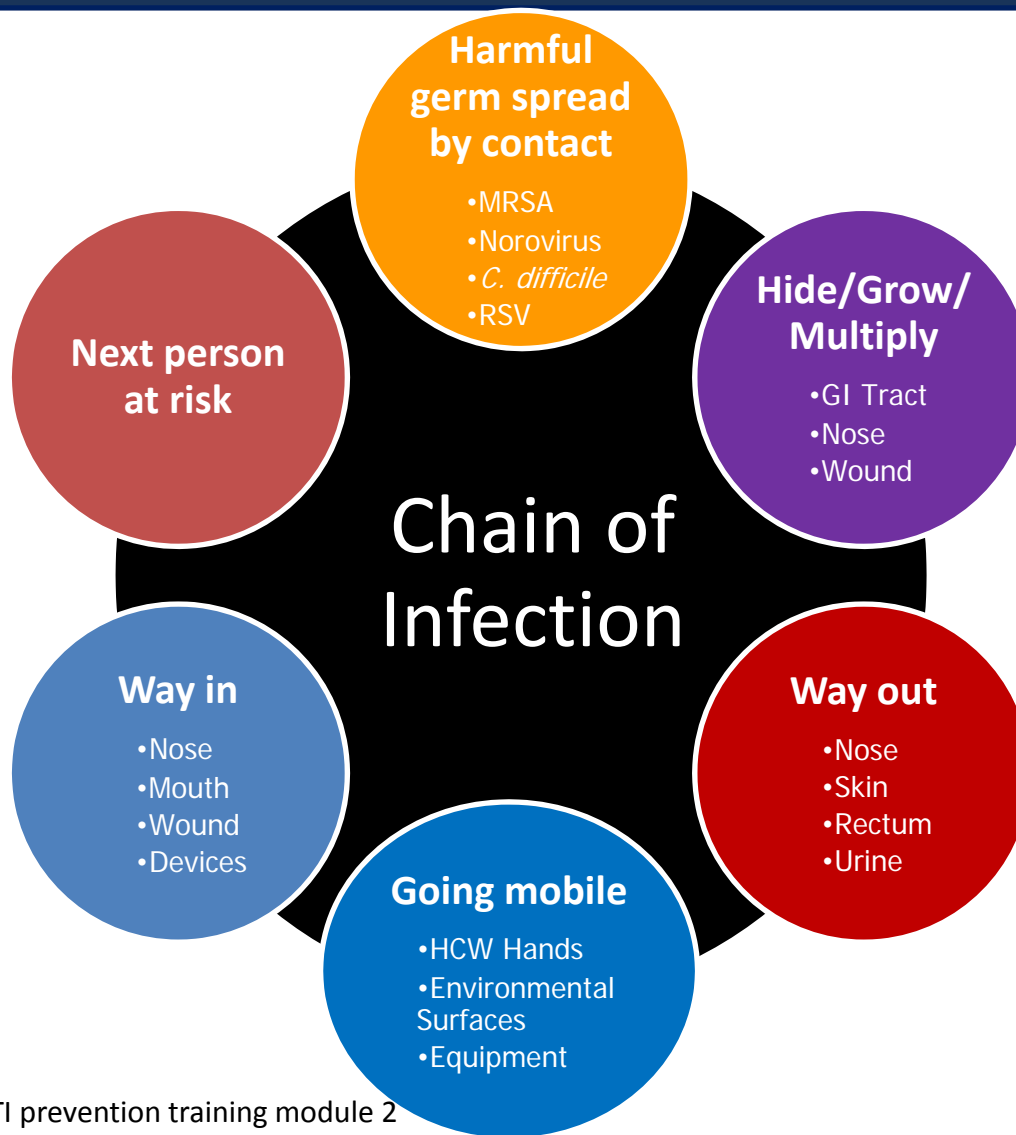


# Remember the Chain of Infection...

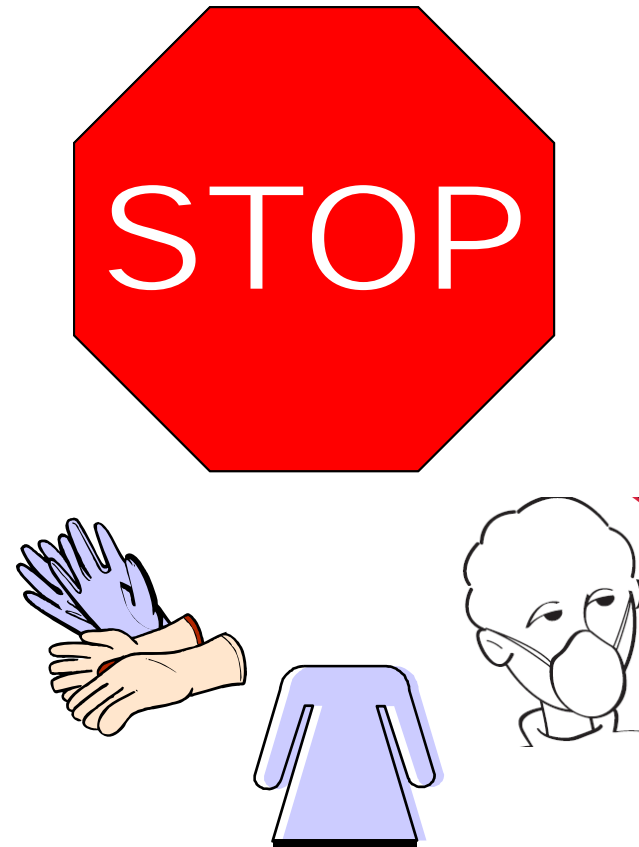


Siedlaczek G. SJMHS.

Courtesy of R. Olmstead, CAUTI prevention training module 2

# What PPE to Wear and When?

- Based on the type of task being performed
- Anticipated contact with blood and/or body fluids, or pathogen exposure
- Prevention of fluid penetration from splashing/sprays



# Glove Use: Putting On and Taking Off

## Putting on gloves

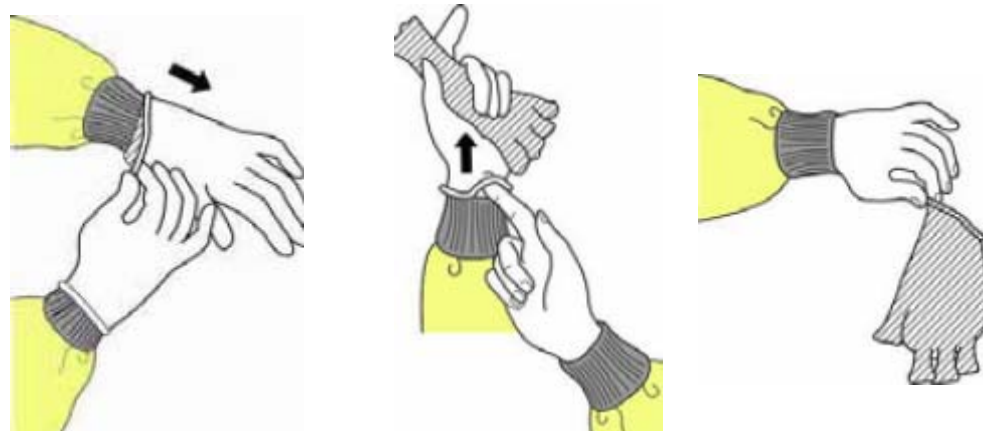
If wearing gown, then extend to cover wrist of gown



## Removing gloves

*Remember: outside of gloves are contaminated*

1. Grasp outside of glove with opposite gloved hand; peel off.
2. Hold removed glove in gloved hand.
3. Slide fingers of ungloved hand under remaining glove at wrist.



# Gown Use: Putting On and Taking Off

## Putting on Gown:

- Put on before gloves.
- Fasten at back of neck and waist.



## Removing gown:

*Remember: outside of gown is contaminated*

- Remove gloves first.
- Unfasten neck, then waist ties.
- Remove gown using a peeling motion; gown will turn inside out.
- Hold removed gown away from body, roll into a bundle and discard in room.

